
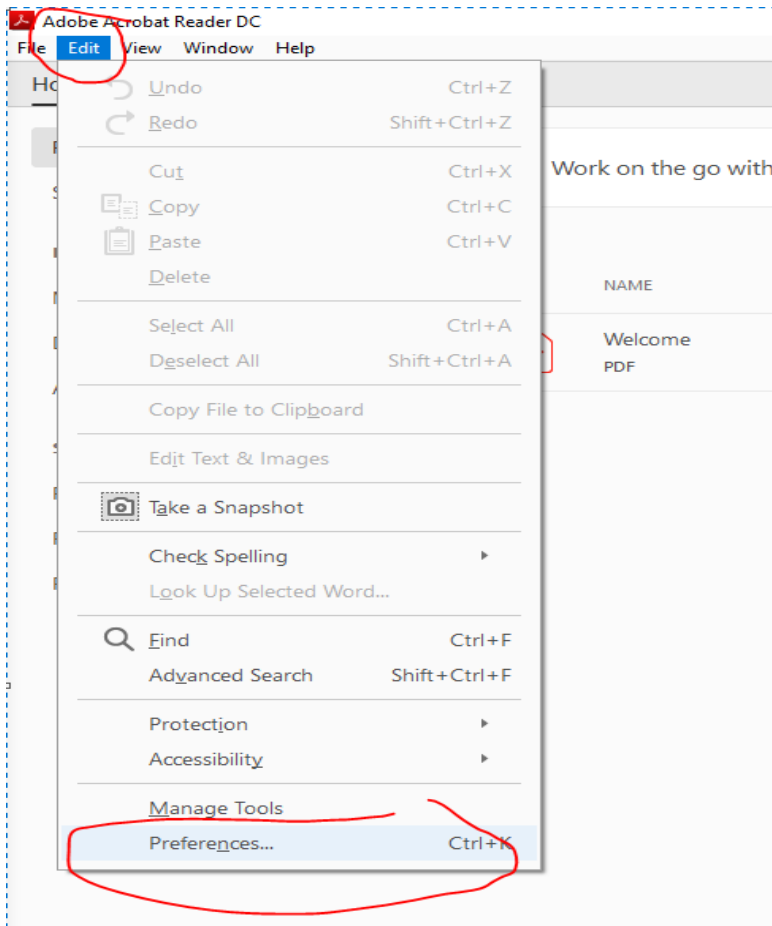


1. open Adobe Reader DC by double clicking this icon on your desktop



2. Once Adobe Reader opens up, click "EDIT" and then come down and click "PREFERENCES"



3. Once the Preferences window opens, click on "Security (Enhanced)" and **UNCHECK** the box beside "Enable Protected Mode at startup". Then click OK

Preferences

The screenshot shows the 'Preferences' dialog box in Adobe Reader, specifically the 'Security (Enhanced)' section. The 'Categories' list on the left has 'Security (Enhanced)' selected and circled in red. The 'Sandbox Protections' section has 'Enable Protected Mode at startup' checked and circled in red. The 'Protected View' section is set to 'Off'. The 'Enhanced Security' section has 'Enable Enhanced Security' checked. The 'Privileged Locations' section has 'Automatically trust sites from my Win OS security zones' checked. There are three buttons at the bottom: 'Add File', 'Add Folder Path', and 'Add Host'. At the bottom of the dialog, there are three links: 'What is Protected View?', 'What is Enhanced Security?', and 'What are Privileged Locations?'.

Categories:

- Commenting
- Documents
- Full Screen
- General
- Page Display
- 3D & Multimedia
- Accessibility
- Adobe Online Services
- Email Accounts
- Forms
- Identity
- Internet
- JavaScript
- Language
- Measuring (2D)
- Measuring (3D)
- Measuring (Geo)
- Multimedia (legacy)
- Multimedia Trust (legacy)
- Reading
- Reviewing
- Search
- Security
- Security (Enhanced)**
- Signatures
- Spelling
- Tracker
- Trust Manager
- Units

Sandbox Protections

- Enable Protected Mode at startup
- Run in AppContainer

Protected View Off

- Files from potentially unsafe locations
- All files

Enhanced Security

- Enable Enhanced Security

Privileged Locations

If your workflows are negatively impacted by security settings, use Privileged Locations to selectively trust files, folders, and hosts to bypass those security setting restrictions. Privileged Locations allows you to work securely while granting trust to items in your workflow.

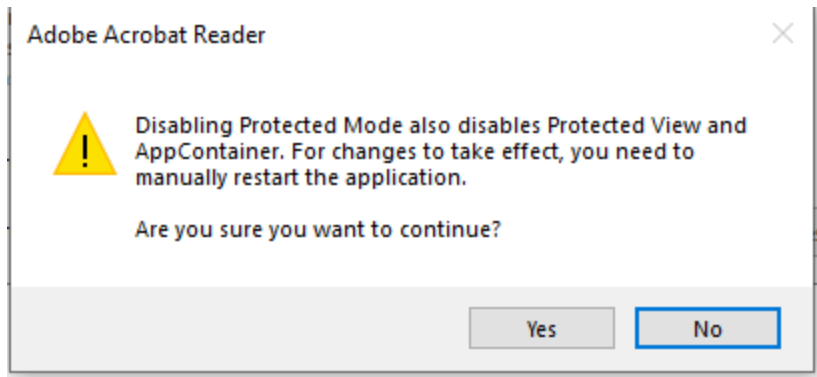
- Automatically trust documents with valid certification
- Automatically trust sites from my Win OS security zones

[View Windows Trust](#)

[Add File](#) [Add Folder Path](#) [Add Host](#)

[What is Protected View?](#) [What is Enhanced Security?](#) [What are Privileged Locations?](#)

4. A message will pop up letting you know you have disabled this feature and you will need to restart Adobe Reader for the changes to take effect. Click Yes on this Window, then click OK again on the main windows.



5. close out adobe reader...